




# SHAFT MOUNT REDUCERS

## THE "ORIGINAL"

A dimensional equivalent to the popular TXT Series, the "Original" Shaft Mount Reducer from WorldWide Electric Corporation will meet the needs of your toughest applications. The "Original" Shaft Mount Reducer accepts all TXT compatible accessories without issue, enabling you to take advantage of your existing safety stock and installed base. For new applications, WWE offers a complete line of our own motor mounts, belt guards, tapered bushing kits and backstops to compliment your existing operations.



### Increased Mounting Flexibility

- Box Sizes 2-10
- Speed Ratios 15:1 and 25:1
- Torque Arm Included

- **Industry Standard.** Available in industry standard box sizes 2-10. Output bores can handle the smallest shaft size from 1-1/4" to a maximum shaft size of 5-7/16".
- **Full Range of Accessories.** WWE's industrial grade accessories are fully compatible with the popular TXT style of reducers, making these accessories useful with many different market brands.
- **Two-Year Warranty.** "Original" Shaft Mount Reducers carry a two-year warranty.
- **In Stock Availability** with direct shipping from our distribution centers to your site or to a location of your choice.
- **Contact Us 24 x 7** for sales, application and technical support and service.


DRIVING & CONTROLLING

# INDUSTRY

# SHAFT MOUNT REDUCERS

## THE ORIGINAL

### HIGH QUALITY DESIGN




- Compatible**  
Mounting holes and center distances match the popular TXT series allowing for replacement of many competitive market brands.
- Smooth**  
Premium ball and tapered roller bearings provide smooth operation and lower noise (bushing not included).
- Engineered**  
Extended gear centers and tooth contact
- Solid**  
Heavy duty FCD45 cast iron housing for corrosion resistance.
- Durable**  
Shafts and gears manufactured from high grade steel, case hardened and precision ground to A.G.M.A. standards.
- Sealed**  
All shafts use metal reinforced double lip seals to stop oil getting out and contaminants getting in.

### RELIABLE OPERATION

### ECONOMIC & AVAILABLE

#### HOW TO ORDER ...

Easy-to-understand model numbers make selection intuitive, with box size and ratio clearly visible in the model number.



Ask your local WWE distributor for a copy of our competitive comparison to find the exact WWE replacement for your existing unit.


Original Shaft Mount Reducer		
2	15:1 25:1	1 15/16"
3		2 3/16"
4		2 7/16"
5		2 15/16"
6		3 7/16"
7		3 15/16"
8		4 7/16"
9		4 15/16"
10		5 7/16"
Box Size		Ratio

**SMR 7 15/1**


Example Model Number : SMR7-15/1

**Maximize Your Savings**  
Use our industry grade accessories designed to fit TXT compatible series shaft mount reducers.


#### Motor Mounts



#### Belt Guards



#### Tapered Bushing Kits



#### Backstop Assemblies\*



\*Suitable for use in WWE shaft mount reducers only.

ACCESSORIES